



# Italian transposition of Energy Efficiency Directive (2012/27/EU)

*Provisions from Art. 8 of Lgs. Decree 102/14:*

**Energy audits: results and next steps.**


*Marcello Salvio – [marcello.salvio@enea.it](mailto:marcello.salvio@enea.it)  
ENEA, National Agency for Energy Efficiency*



# Summary



1. Enterprises obliged to energy audit
2. Results
3. Sanctions
4. ENEA's role
5. Conclusions



# Energy audits and EMS



According to Art. 8 of Lgs. D. 102/14, the hereinafter mentioned companies from the Industry sector must undergo energy audits on their production sites, by 5 Dec. 2015, and at least every four years:

- Large enterprises (comma 1);
- Energy intensive Enterprises (comma 3)

EVERY YEAR IS A YEAR OF OBLIGATION.

# Energy Intensive Enterprise



**An organisation qualifies as Energy Intensive Enterprise if it is registered on the list of «Cassa Conguaglio» (Governamental Agency related to electricity).**

**These companies have tax relief on the energy's cost on the electric bill.**

**Year 2013: 2.929 enterprises**



# Sanctions



Obligated Enterprises that will not carry out energy audit within the predefined deadline, shall be subject to administrative monetary penalties.

The penalty does not free enterprises from carrying out audit that must be submitted to ENEA within six months after the imposition of the sanction.

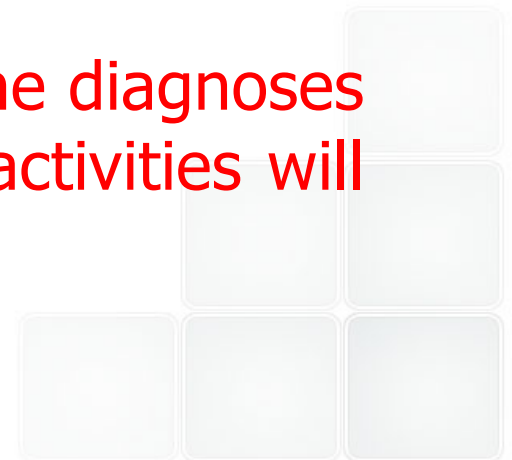


# Art.8 : ENEA's role



Lgs. Decree 102/2014 entrusts ENEA with the following tasks:

- Art. 5. ENEA designs and manages a database of enterprises obliged to undergo energy diagnosis.
- Art 6. ENEA shall carry out controls to ensure compliance with the requirements of the diagnosis article, through an annual selection of a statistically significant percentage of the population of enterprises subject to the obligation ....., at least 3%.
- ENEA shall carry out controls over 100% of the diagnoses carried out by internal auditors. The control activities will also include in "situ" inspections.




# Results



At 22 December 2015 approximately **14,000 energetic audits** reached.

Enterprises that complied the obligation by sending the diagnosis:

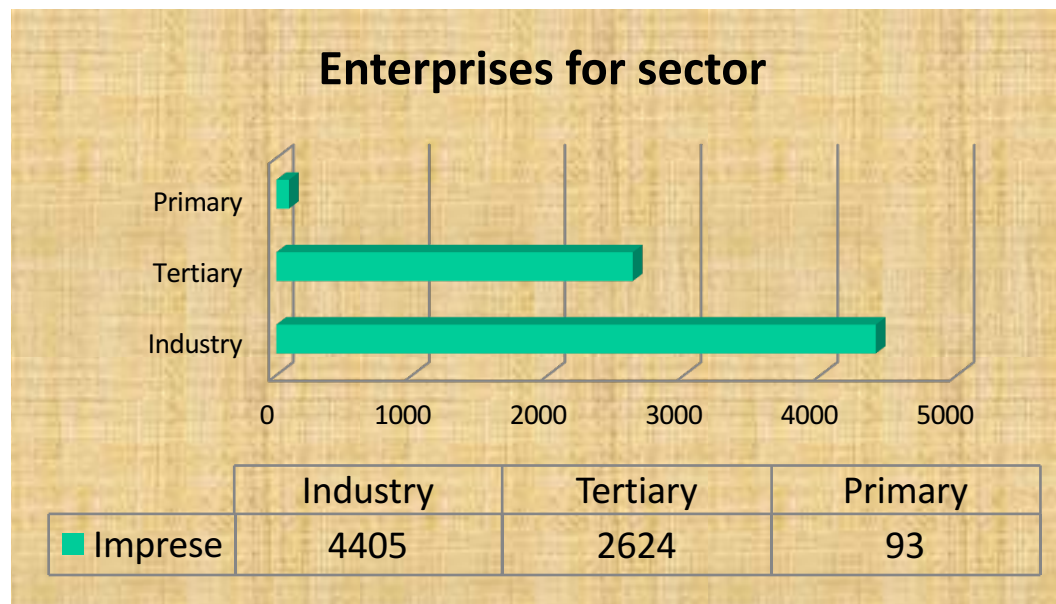
7484



# Results



Large Enterprises	4680	63%
Energy intensive Enterprises	2804	37%
Total enterprises	7484	



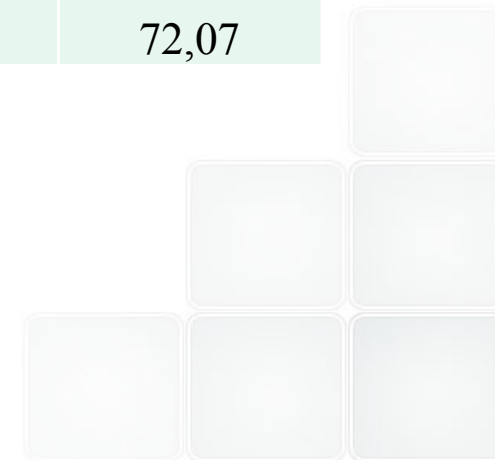


# Results at 22/12/2015



Sector (Nr Enterprises)	%
Motor Production	5,48
Chemical	4,23
Metal Products	7,17
Plastic and rubber	8,69
Textile	3,52
Food Industry	7,41
Retail	3,69
Other	59,81

Sector (nr Sites)	%
Plastic and rubber	6,21
Metals Products	4,98
Textile	2,51
Food industry	5,98
Retail	8,25
Other	72,07




# Results at 22/12/2015



Energy Audit from Enterprises with Energy Management System ISO 50001

Total Enterprises : 400

Sector	%
Metallurgy	5,5
Clothing	7
Chemical	7
Food Industry	7
Engine Production	6,5
Gas/El. En./ Heat Supply	5,5
Automotive	6




# Results at 22/12/2015



Energy Intensive Industries recorded in the List of «Cassa Conguagli»: 2,929

Energy Intensive Industries who sent the diagnosis: 2,804.


95% Of Energy Intensive Industries fulfills the legal requirement.



# Sanctions



**After the control activities carried out by the Ministry of Economic Development about 700 penalties on defaulting enterprises were imposed (125 or around 20% on Energy Intensive Industries).**



# Next Steps




- Specific guidelines for energy audits (in collaboration with stakeholders, ESCo, category associations);
- Analysis productive sectors based on the summary sheets: definition of energy indicators and benchmarks. The Study is based mainly on data from excel file attachments (voluntary) to the diagnosis and also from direct contacts with stakeholders. ...

# Next Steps



- Sectors already analyzed: **plastic and iron metallurgy;**
- Work in progress: **supermarkets, private healthcare, paper, ceramic and metallurgy.**



# Next Steps



ENERGETIC STRUCTURE										
CORPORATE DATA	NAME		ADDRESS		VAT NR		SECTOR	YEAR	PRODUCTION	
							[ATECO CODE]		[value]	[u.m.]
	Azienda modello		Via degli Orti, 173 - 00100 Roma		45789999338		2654	2014	30.000	t
CONSUMPTION	CODE	VECTOR	u.m.	value	Conversion factor in tep	PCI o EER	TOE	Vtot [toe]		
	1	Electric Energy	kWhe	5.800.000	$0,187 \times 10^{-3}$		1.085			
	2	Natural Gas	Sm3	2.500.000	$8.250 \times 10^{-7}$	8.250	2.063			
	3	Heat	kWh <sub>t</sub>		$860 \times 10^{-7}$		0			
	4	Cold	kWh <sub>f</sub>		$(1/ \text{EER}) \times 0,187 \times 10^{-3}$	3	0			
	5	Biomass	t		$\text{PCI (kcal/kg)} \times 10^{-4}$	4.000	0			
	6	Burning Oil	kg		$\text{PCI (kcal/kg)} \times 10^{-7}$	9.800	0			
	7	LPG	T		$\text{PCI (kcal/kg)} \times 10^{-4}$	11.000	0			
	8	Gasoline	t		$\text{PCI (kcal/kg)} \times 10^{-4}$	10.200	0			
	9	Petroleum Coke	t		$\text{PCI (kcal/kg)} \times 10^{-4}$	8.300	0			
	10	Compressed Air	Nm3		$0,11 \times 0,187 \times 10^{-3}$		0			
	11	Other								
	12									
	13									
								3.147		


LA





## Further information on Energy Diagnosis is available from:

- [www.agenziaefficienzaenergetica.it/per-le-impresediagnosi-energetiche](http://www.agenziaefficienzaenergetica.it/per-le-impresediagnosi-energetiche)
- Email: [diagnosienergetica@enea.it](mailto:diagnosienergetica@enea.it)



# Thanks for the attention

